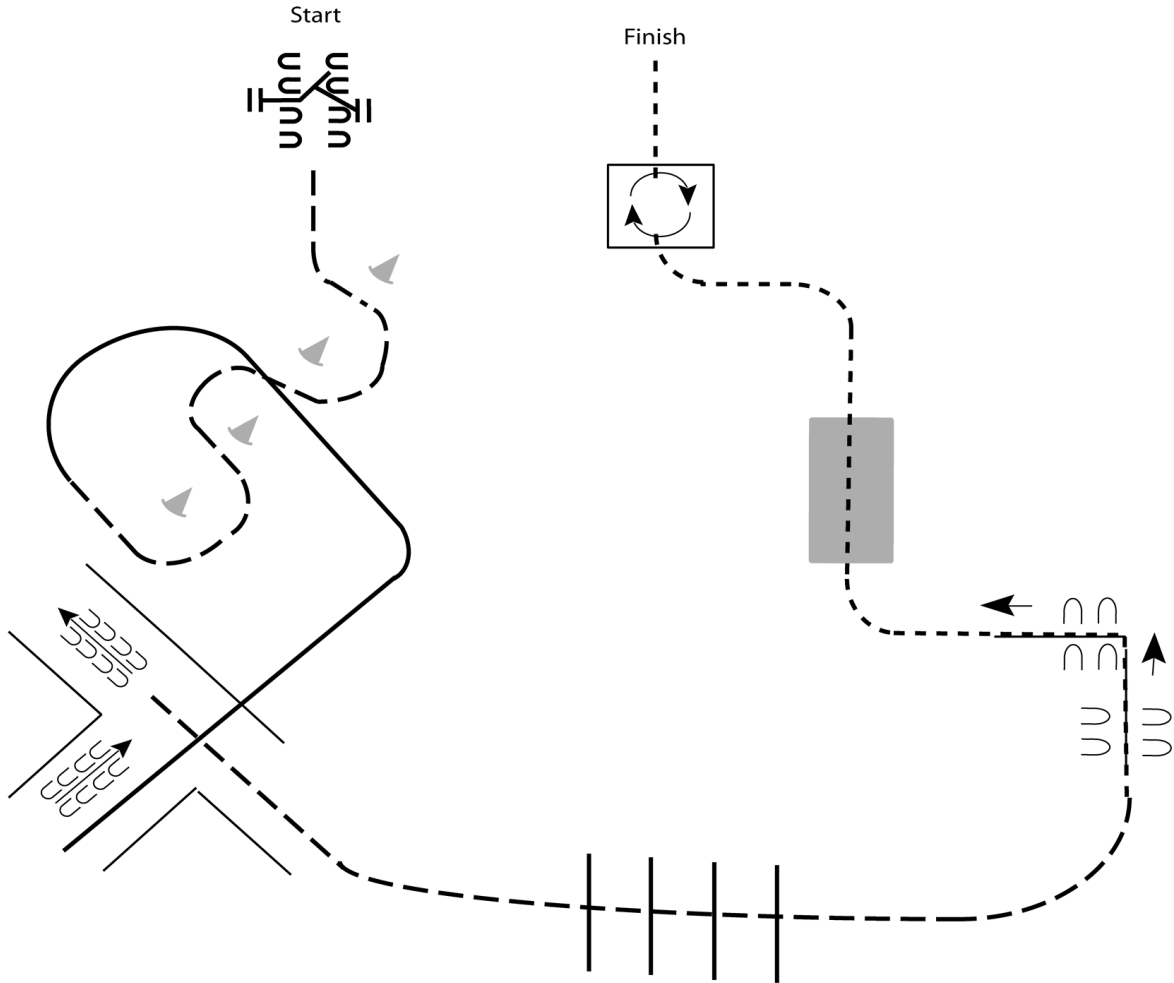


Born 2 Slide Ranczo Syberia 2023

Trail (AQHA/All Breed Amateur)

Show Date: 07-09-2023



Be ready at start

1. Work gate with the left hand.
2. Jog through cones
3. Lope right lead into chute
4. Back the L
5. Jog over poles to sidepass
6. Sidepass left over poles
7. Walk over bridge and into box
8. Perform a 360 degree turn to the right, walk out of box and to finish

Walk	-----
Jog	- - - - -
Extended Jog	-----
Lope	—————
Leg Yield	
Lead Change	— / —
Back	← U U U U
Marker	Ⓚ
Sidepass	←-----→

[T/1-2]

Pattern Provided by:
Katarzyna Gmerek

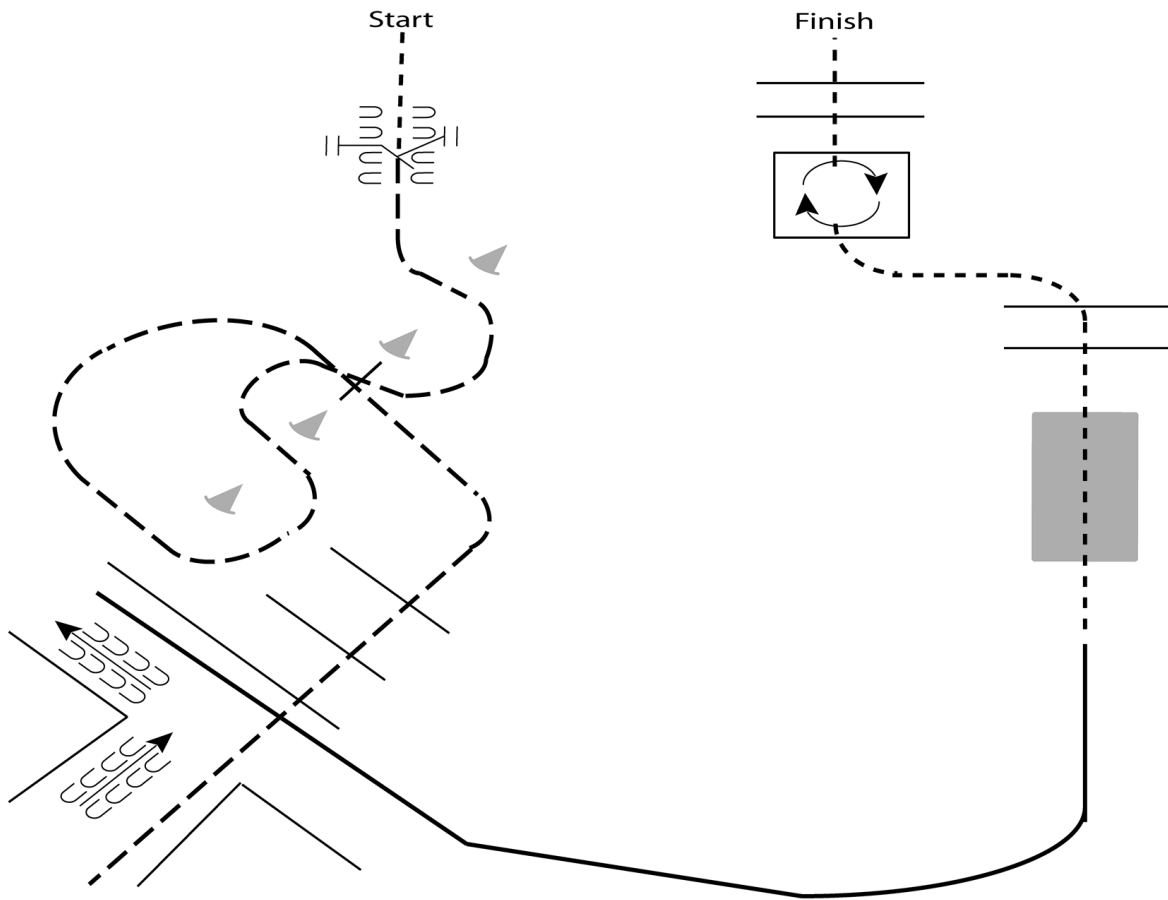
w w w . H o r s e S h o w P a t t e r n s . c o m

w w w . H o r s e S h o w P a t t e r n s . c o m

Born 2 Slide Ranczo Syberia 2023

Trail (AQHA/All Breed Youth)

Show Date: 07-09-2023



1. Walk to and work gate.
2. Jog through cones and into chute.
3. Back the L.
4. Lope on the left lead to bridge.
5. Walk over bridge and elevated poles.
6. Walk into box and perform a 360 degree turn to the right.
7. Walk out of box and over elevated poles to finish.

Walk	-----
Jog	- - - - -
Extended Jog	- - - - -
Lope	—————
Leg Yield	
Lead Change	— / —
Back	← ← ← ← ←
Marker	Ⓚ
Sidepass	←-----→

[T/1-4]

Pattern Provided by:
Katarzyna Gmerek

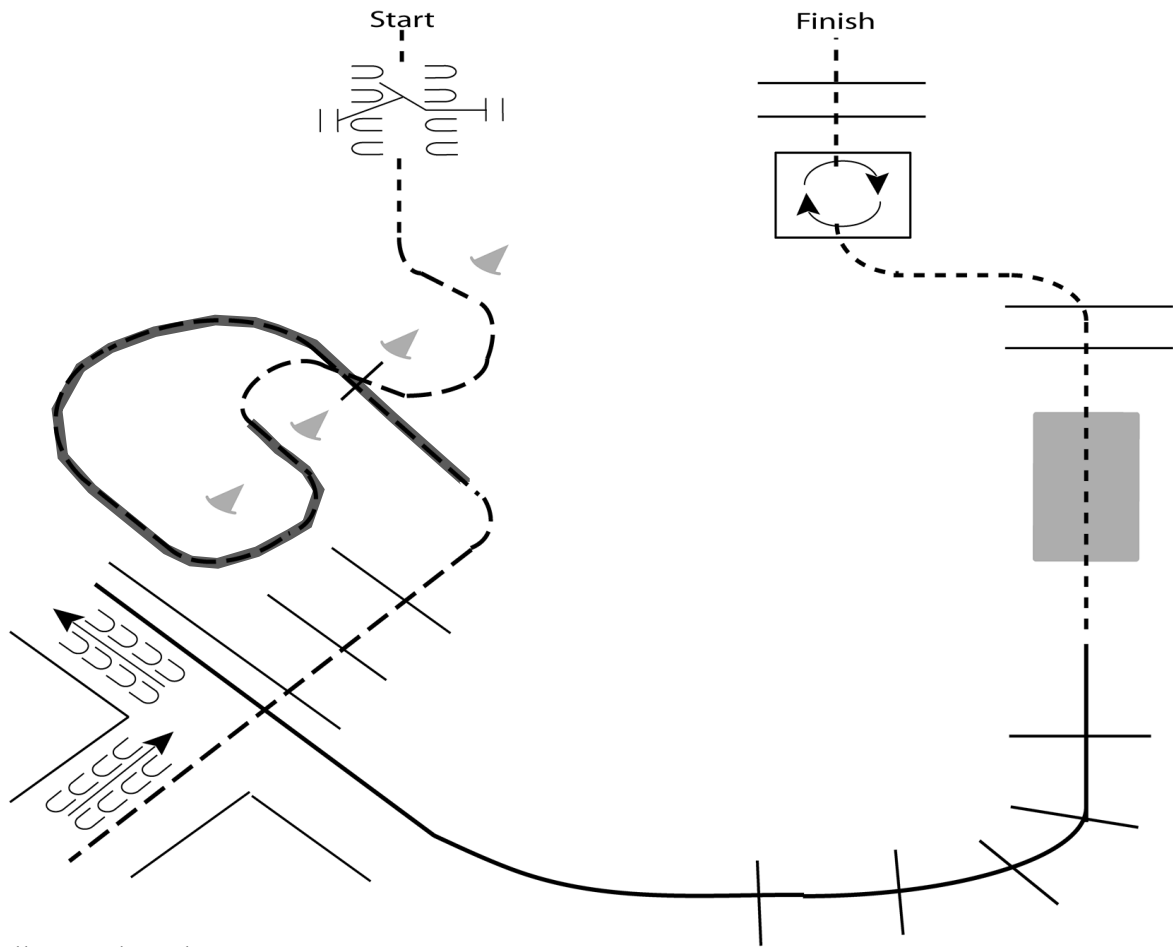
www.HorseShowPatterns.com

www.HorseShowPatterns.com

Born 2 Slide Ranczo Syberia 2023

Trail (AQHA /All Breed Open)

Show Date: 07-09-2023



1. Walk to and work gate
- 2 Jog through cones, over pole
3. Lope on the right lead over pole
4. Jog over poles into chute
5. Back the L
6. Lope on te left lead over poles to brige
7. Walk into box and perform a 360 degree turn on the right
8. Walk out of boc and over elevated poles to finish.

Walk	-----
Jog	-----
Extended Jog	-----
Lope	—————
Leg Yield	
Lead Change	—/—
Back	←←← ←←←
Marker	Ⓚ
Sidepass	←-----→

[T/2-4]

Pattern Provided by:
Katarzyna Gmerek

www.HorseShowPatterns.com

www.HorseShowPatterns.com

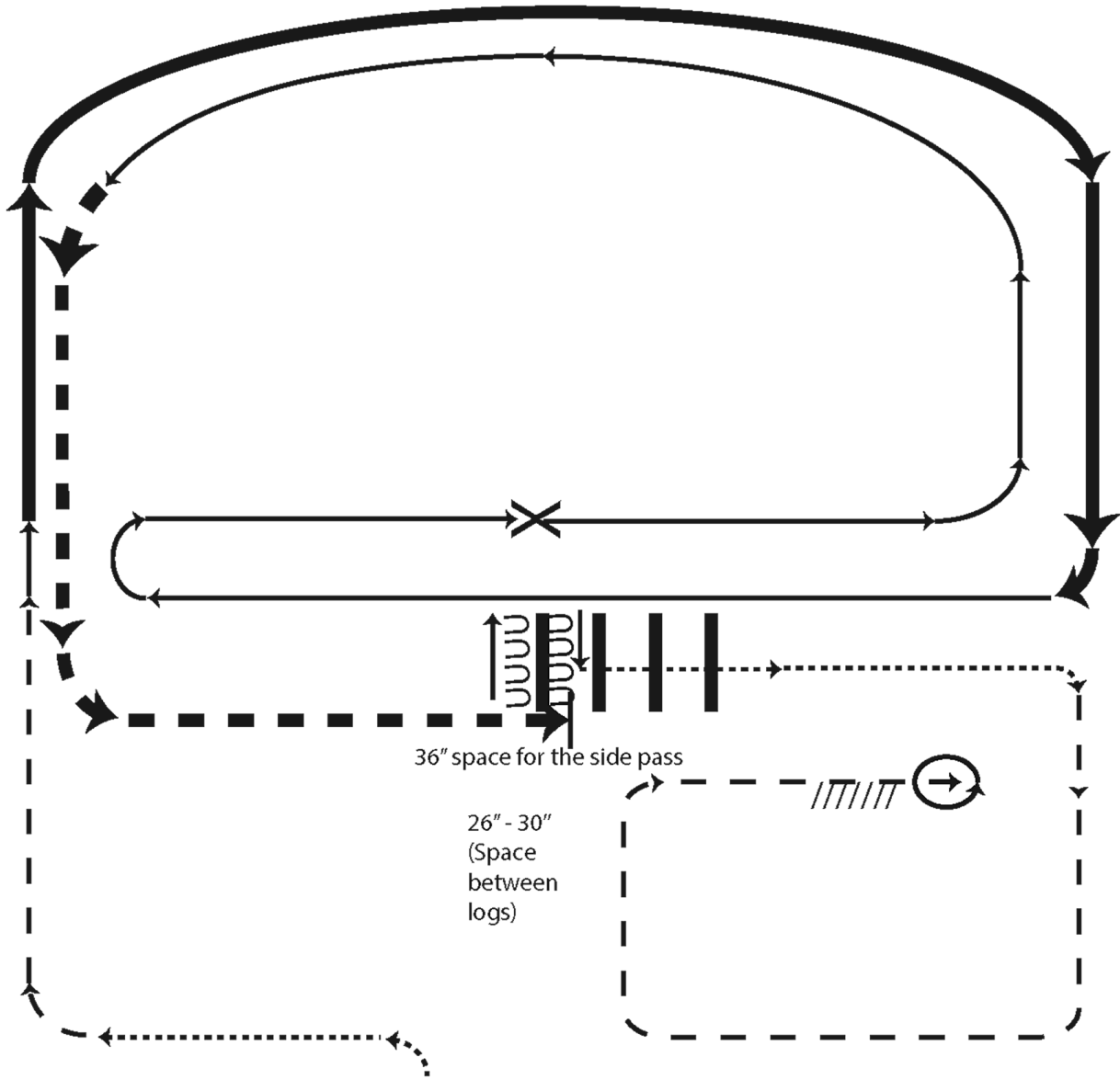
Born 2 Slide Ranczo Syberia 2023

Ranch Riding (AQHA /All Breed Open)

Show Date: 07-09-2023

www.HorseShowPatterns.com

www.HorseShowPatterns.com



1. Walk
2. Trot
3. Extended lope-right lead
4. Lope-right lead
5. Change leads (simple or flying)
6. Lope left lead
7. Extended trot
8. Stop, side pass left, side pass right, 1/2 way
9. Walk over logs
10. Walk
11. Trot square
12. Stop, 360° turn left, back

- X Lead Change
- • Walk
- - Trot
- — Ext Trot
- — Lope
- — Ext Lope
- /////// Back

[RR/AQHA-4]

Pattern Provided by:
Katarzyna Gmerek